



Friend to All

SERVICE Jesus sets an example of service for us.

References

Luke 2:40, 51, 52; *The Desire of Ages*, pp. 70, 74, 82, 83.

Memory Verse

“Be kind . . . to one another” (Ephesians 4:32, NIV).

Objectives

The children will:

Know that they can make people and animals happier by being kind and gentle as Jesus was.

Feel kindness and mercy for others and respect for the environment.

Respond by being kind to people, animals, and their environment.

The Message



We serve God when we are kind.

Getting Ready to Teach

The Bible Lesson at a Glance

Jesus learns many things as He grows up. He is happy and obedient. He is kind and caring to everyone, to animals, and the other growing things. Everyone is happier when Jesus is near.

This is a lesson about service.

Jesus sets an example for us as He moves among people and animals, and

takes care of them in His own special way. We can learn to serve others and care for God’s creatures and His world as we study Jesus’ example.

Teacher Enrichment

“Jesus was the fountain of healing mercy for the world; and through all those secluded years at Nazareth, His

FOUR

Program Outline			
LESSON SECTION	MINUTES	ACTIVITIES	MATERIALS NEEDED
Welcome	ongoing	Greet students at door; hear pleased/troubled	none
1 Readiness Options	up to 10	A. <i>Donkey Puzzle</i> B. <i>Donkey Mask</i>	large picture or cutout of donkey, paper (optional), marker, scissors donkey mask pattern (see p. 47), paper, string or rubber bands, markers, crayons, scissors, stapler
* Prayer and Praise*	up to 10	See page 43. *Prayer and Praise may be used at any time during the program.	
2 Bible Lesson	up to 20	Experiencing the Story	donkey masks (optional)
		Bible Study	Bible
		Memory Verse	Bible, "Be Kind to One Another" (<i>Little Voices Praise Him</i> , No. 260)
3 Applying the Lesson	up to 15	<i>As Jesus Was Kind</i>	variety of pictures (see activity)
4 Sharing the Lesson	up to 15	<i>Litter Bags</i>	small paper lunch bags, crayons, stickers (optional), art supplies (optional), crumpled pieces of paper (optional)

life flowed out in currents of sympathy and tenderness. The aged, the sorrowing, and the sin-burdened, the children at play in their innocent joy, the little creatures of the groves, the patient beasts of burden—all were happier for His presence. He whose word of power upheld the worlds would stoop to relieve a wounded bird" (*The Desire of Ages*, p. 74).

"He was thoughtful and kind toward the aged and the poor, and He showed

kindness even to the dumb animals. He would care tenderly for a little wounded bird, and every living thing was happier when He was near. . . . Jesus also loved to study the wonderful things which God had made, in the earth and in the sky. In this book of nature He saw the trees and plants and animals, and the sun and the stars" (*The Story of Jesus*, p. 30).

Room Decorations

See Lesson 3.

Teaching the Lesson

Welcome

Welcome students at the door. Ask how their week has been—what they are pleased/troubled about. Listen to last week’s memory verse and encourage them to share experiences from last week’s lesson study. Have them begin the readiness activity of your choice.

1

Readiness Activities

Select the activity most appropriate for your situation.

A. Donkey Puzzle

Use a large donkey cutout (from a “pin the tail on the donkey” game at a party supply store, or a picture) to make a puzzle. Cut the donkey into several large pieces. Let the children put the donkey puzzle together. Scramble the puzzle, and reassemble it several times.

Debriefing

Ask: **Did you enjoy putting the puzzle together? Our Bible story today teaches us how Jesus treated His donkey and other animals. How do you think we should treat animals today? Today’s message is:**



We serve God when we are kind.

Say that with me.

You Need:

- large picture or cutout of donkey
- paper (optional)
- marker
- scissors

B. Donkey Mask

Prepare copies of the reproducible donkey mask pattern (p. 47). Allow the children to color their donkey mask. Help them cut out the eyes and attach the string or rubber band to fit around their head.

Debriefing

Allow response time as you ask: **Did you enjoy making this mask? Do your friends look like little donkeys when they wear their masks? We will wear our masks when we hear today’s Bible story. Our Bible story today teaches us how Jesus treated His donkey and other animals with kindness. How do you think we should treat animals today? Today’s message is:**

You Need:

- donkey mask pattern (see p. 47)
- paper
- crayons
- string or rubber bands
- scissors
- stapler, staples



We serve God when we are kind.

Say that with me.

PRAYER AND PRAISE



Fellowship

Report the children's joys and sorrows (as appropriate). Greet visitors and introduce each. Acknowledge birthdays or special events. Review last week's memory verse.

Suggested Songs

"Something Nice" (*Little Voices Praise Him*, No. 261)

"I Have a (Doggy/Kitty)" (*Little Voices Praise Him*, No. 283)

"Don't Mess It Up" (*Little Voices Praise Him*, No. 282)

"Things Jesus Liked When He Was a Child" (*Little Voices Praise Him*, No. 139)

"Jesus Was a Little Child," verse 3 (*Little Voices Praise Him*, No. 136)

Mission

Use a story from *Children's Mission*.

Offering

Say: **The money we bring to Sabbath School is used to help take care of people all over the world.**

Prayer

Using a prayer request board or chart, ask the children for names of people, animals, or places that they want Jesus to help them take care of. Pray for each request individually.

You Need:

- chalkboard, white board or poster paper
- chalk or marker

*Prayer and Praise may be used at any time during the program.

2

Bible Lesson

Experiencing the Story

You Need:

- donkey masks from Readiness B (optional)

Ask the children to pretend that they are Jesus and act out parts of the story with you. If you did Readiness B, let them wear their donkey masks as they listen to the story.

Read or tell the story.

Most families where Jesus lived had at least one animal. Can you guess what that animal was? It was a donkey.

Donkeys are very strong animals. They are good at carrying things. When Jesus' family went somewhere, Jesus helped Joseph pack a bag with food and clothes that their donkey would carry on its back. *[Have children pretend to pack things on a donkey's back.]*

Jesus loved His family's donkey. He helped take care of it. He made sure that the donkey had food and water. When the work was done for the day, Jesus fed and watered the donkey *[pretend to give food and pour water]* and led it to a resting place for the night *[pat an area on the floor]*.

Jesus was kind to other people's animals, too. If He saw some children teasing an animal, He asked them to stop *[wag finger "no"]*. Sometimes He picked up an animal and petted it *[act out]*. If the animal looked hungry, He gave it some food *[act out]*. He always touched the animals gently *[act out]*.

Animals were happy to be around Jesus. Horses came to the fence when He passed by. Cats liked to brush by His legs. Dogs wanted to lick His hand *[hold hand out]*.

Even wild animals liked Jesus. A wild animal is one that lives outdoors and doesn't have an owner. Squirrels, rabbits, and raccoons are wild animals. Squirrels started chattering when they saw Jesus,

as if to say "Hello, Jesus!" Rabbits sat up on their haunches and wiggled their ears when He walked by *[smile and wave]*.

Jesus was kind to wild animals. If He saw a baby bird that had fallen out of its nest, Jesus put it back *[act out]*. And the mama bird sang an even prettier song as if to say "Thank You, Jesus."

Jesus liked to watch bugs, too. He liked to watch caterpillars, ants, and ladybugs crawl *[get down on floor to act out]*. He let them crawl on His hand. He never stepped on them or hurt them.

Jesus liked looking at all the beautiful things God had made. He studied the stars and moon at night *[look up]*. He watched the flowers grow and the trees bud. He sometimes brought pretty flowers to His mother *[offer bouquet to someone]*.

Jesus loved people most of all. He didn't like to see anyone get hurt. If one person hurt another, He found a way to make the hurting person feel better *[pretend to put arm around someone and comfort them]*. He shared His food with people who were hungry *[act out]*. If someone was thirsty, He gave them a cup of water *[act out]*.

Jesus played with children that no one else liked. He visited people who had no families. He spoke kind words to everyone. People liked to be around Him because He was always happy and cheerful *[smile]*. He sang songs as He did His work *[act out singing and sawing wood]*. It made His neighbors feel good to hear Him.

Jesus was also kind to the earth. He never destroyed flowers or grass just for fun. He never littered. He was gentle to the earth that He and His heavenly Father had made.

Jesus was kind to every person and every other living thing. Everyone was happier when Jesus was around.

Debriefing

Ask: **What animal did Jesus’ family own? How did He help take care of it? What other animals did Jesus love? How did Jesus protect the little animals? How did Jesus treat children who didn’t have friends? What about sad or lonely people? How did Jesus care for people who were hungry or thirsty? How did Jesus care for the earth?**

Do you want to help people? How can you be kind to animals? To the earth? Remember our message? Let’s say it together:



We serve God when we are kind.

Bible Study

You Need:

- Bible

Open your Bible to Luke 2:40, 51, 52. Point to the texts and say: **Here is where**

we find today’s story in God’s Word, the Bible. Read the verses aloud.

Debriefing

Ask: **What kind of wisdom do you need in order to care for animals? What does “the grace of God was upon him” mean?** (That God’s grace or love filled Jesus’ life.)

How would someone who has God’s grace in them act? (loving, kind, gentle) **What does it mean to be “in favor with God and men”?** (Jesus was living His life to please God. Jesus made other people happy.)

Remember, our message for today says:



We serve God when we are kind.

Say that with me.

Memory Verse

Open your Bible to Ephesians 4, and point to verse 32. Say: **This is where our memory verse is found in the Bible, God’s Word.** Read the text aloud. **“Be kind . . . to one another” (Ephesians 4:32, NIV).**

Sing the song “Be Kind to One Another” (*Little Voices Praise Him*, No. 260) to teach the memory verse. Use the following motions as you sing.

Be kind

Cross arms over chest.



to one another.

Point to others.



Ephesians 4:32

Palms together, then open.



You Need:

- Bible
- “Be Kind to One Another” (*Little Voices Praise Him*, No. 260)

3

Applying the Lesson

As Jesus Was Kind

Have a variety of pictures (animals; hungry or lonely or dirty children and adults; earth, beautiful scenery, pollution, etc.) mixed together in a pile, and ask the children to come and take a picture. Ask: **What is your picture about? What do you think Jesus would have done to care for this animal (or person, or environment, etc.)? What could you do to care for this animal (or person, or environment, etc.)?**

You Need:

- variety of pictures (see activity)

the many beautiful and different animals and places and people God made for us? How can we love and care for them? What things do you do like Jesus to care for animals? How do you make the people and animals around you happy? How do you take care of the earth? Remember that today’s message is:



We serve God when we are kind.

Say that with me.

Debriefing

Ask: **What do you think about**

4

Sharing the Lesson

Litter Bags

Prepare in advance a small paper bag, stickers, and art supplies for each child. Let them decorate the bag. Help them write the words “Keep God’s World Clean” on the bag. If you have time, go around your church building and collect trash, or pick up crumpled paper in your room.

You Need:

- small paper lunch bags
- crayons
- stickers (optional)
- art supplies (optional)
- crumpled pieces of paper (optional)

feel about cleaning things up (if applicable)? One way we can serve God is by taking care of His world. How can you use your litter bag to help keep God’s world clean? Where will you use your litter bag? Share your litter bag with someone this week, and pick up trash together. Tell them why you want to keep God’s world clean. Remember . . .



We serve God when we are kind.


Debriefing

Ask: **What is a litter bag? Did you have fun decorating your litter bags? How did you**

Closing

Say: **Say this prayer with me: “Dear Jesus (wait for children’s echo), please help us to love others (wait). Help us to be kind to animals (wait), and keep Your beautiful world clean (wait). Amen” (wait).**

Donkey Mask Pattern
Lesson 4 - Readiness Activity B



Permission to photocopy this page is granted for local church use only. Copyright © 2004 General Conference Corporation of Seventh-day Adventists.

STUDENT LESSON

Friend to All

References

Luke 2:40, 51, 52; *The Desire of Ages*, pp. 70, 74, 82, 83

Memory Verse

"Be kind . . . to one another" (Ephesians 4:32, NIV).

The Message

We serve God when we are kind.

Do you like animals? What is your favorite animal? What do you like to do with animals? Pet them? Feed them? Jesus liked and cared for animals too.

Most families where Jesus lived had at least one animal. Can you guess what animal that was? A donkey!

Donkeys are very strong animals. They are good at carrying things. When Jesus' family went somewhere, Jesus helped Joseph pack a bag with food and clothes for their donkey to carry on its back.

Jesus loved His family's donkey. He made sure that the donkey had food and water. When the work was done for the day, Jesus fed and watered the donkey and led it to a resting place for the night.

If Jesus saw some children teasing an animal, He asked them to stop. Sometimes He picked up an animal and petted it. If the animal looked hungry, He gave it some food. He always touched the animals gently. Horses came to the fence when He passed by. Cats liked to brush by His legs. Dogs wanted to lick His hand.

Even wild animals liked Jesus. A wild animal is one that lives outdoors and doesn't have an owner. Squirrels started chattering when they saw Jesus, as if to say "Hello, Jesus!" Rabbits sat up on their haunches and wiggled their ears when He walked by.

If Jesus saw a baby bird that had fallen out of its nest, He put it back. And

the mama bird sang an even prettier song, as if to say "Thank You, Jesus."

Jesus liked to watch bugs, too. He liked to watch caterpillars, ants, and ladybugs. He let them crawl on His hand. He never stepped on them.

Jesus liked looking at all the beautiful

things God had made. He studied the stars and moon at night. He watched the flowers grow and the trees bud. He sometimes brought pretty flowers to His mother.

Jesus loved people most of all. He didn't like to see anyone get hurt. If one person hurt another, He found a way to make the hurting person feel better. He shared His food with people who were hungry.

If someone was thirsty, He gave them a cup of water.

Jesus played with children that no one else liked. He visited people who had no families. People liked to be around Him because He was always cheerful. He sang songs as He did His work. It made His neighbors feel good to hear Him.

Jesus never destroyed flowers or grass. He never littered. He was gentle to the earth.

Jesus was kind to every person and every other living thing. Everyone was happier when Jesus was around.



Do and Say

Sabbath

Each day read the lesson together. Sing the memory verse song, "Be Kind to One Another" (*Little Voices Praise Him*, No. 260).

Be kindCross arms over chest.
to one another.Point to others.

Ephesians 4:32Palms together, then open.


Take a walk and count all the things that God made for you that you can be kind to. Be sure to notice the insects, too!

Sunday

Go for a walk, and help your child use the litter bag made in Sabbath School to pick up trash. (Or use any trash bag.) As you walk, say: You are helping to take care of God's world.

Monday

If you have a pet, involve your child in caring for it. Or use toy (stuffed) animals to practice petting animals gently. Thank Jesus for the animals you enjoy.




Tuesday

Visit an animal shelter or a pet shop. Talk about why animal shelters rescue and care for animals. Make a plan to help them.

Wednesday

Find a piece of string, a pinecone, a dried piece of bread, or a corncob. Cover it with peanut butter, and stick bird seed or other grains to it. Hang it outside where your child can watch the birds eat. Talk about how Jesus cared for the little creatures too. Thank Jesus for the birds.



Thursday

Think of a lonely or sad child or adult, and have your child do something kind for them today (pick flowers, call them and sing the memory verse song, etc.). Talk about how Jesus was kind to everyone. Ask Jesus to help your family be kind to others.

Friday

Fill a clear drinking glass half full with water. Talk about how clean it is. Help your child drop a few drops of dark food coloring into the water. Talk about ways to clean up lakes and ponds by removing trash and cleaning the water. Add drops of bleach to clear the water. Say: We want to keep our pretty waters clean like this.

Thank Jesus for good, clear water.